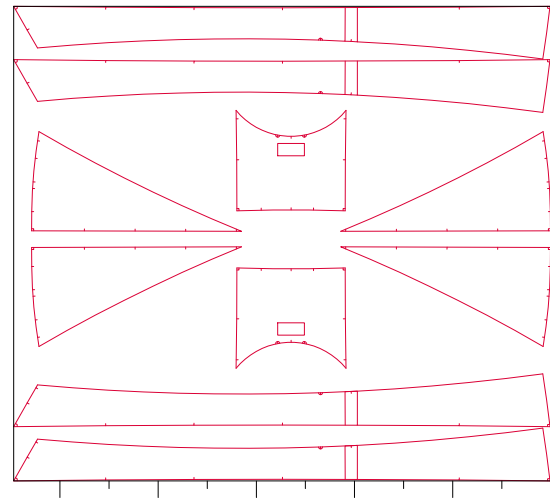
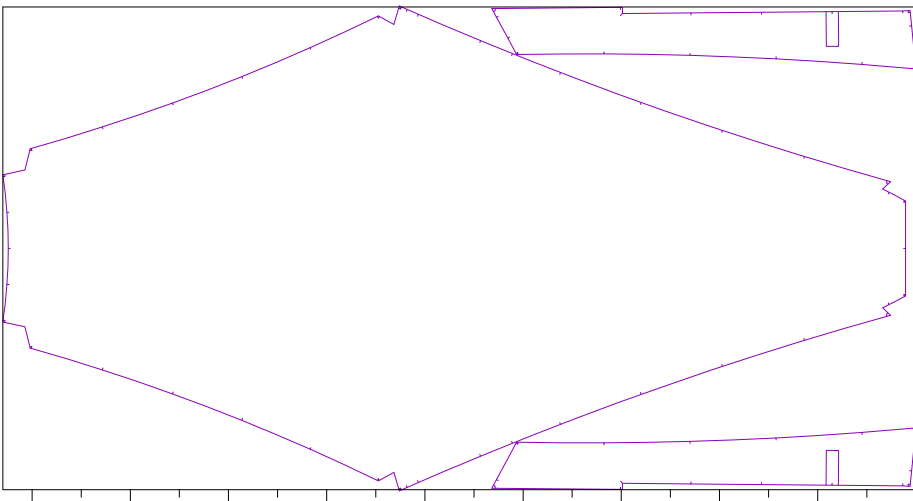


BTex - Cut at 155" x 57 1/4"

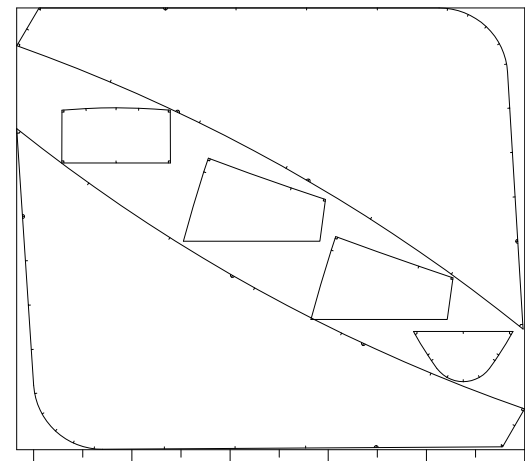


1/4f-Bu - Cut at 67" x 58 3/4"
(Coating up; 1/2 lays, mirror p's)



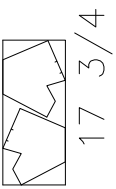
Taff-P - Cut at 112" x 59"
(Coating up)

GARUDA MOUNTAINEERING, Seattle, WA	
Tent Model:	Model Code:
Drawing:	
File Name:	
Date:	
Product Concept & Design: Byron C. Shutz, Jr.	
Patterns & Specs By: Byron C. Shutz, Jr.	
Drawing By: Byron C. Shutz, Jr.	



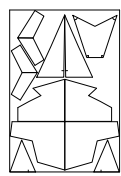
NSE - Cut at 63" x 53 1/2"

Jalan - 1P3
'96 Layout
(1P3-96-L.GCD)



17 3/4"

PackCloth - Cut at 8 1/2" x 18" (/3)
(Coating up)



19 1/2"

Oxford - Cut at 12" x 59 (/3)
(Coating up)